

## Spend Visibility. Delivered as a Service. 30 Days.

RAPid Spend Analytics – Enterprise delivers you spend visibility from your data like never before, without having to wait on internal resources again. In just 30 days, you'll have line-item spend data aggregated from across your global IT landscape ready for analysis by you and your colleagues.

In a single platform, you're able to conduct detailed spend analysis, manage contracts, monitor supplier performance, identify supply chain risks and more.



**RAPid Self-Service Spend Analytics – Professional**

### How It Works

We use the patent-pending technologies built into the RAPid platform to integrate, cleanse and enrich (I.C.E.) raw data so it is ready for analysis 24/7. We do all the hard work on your data, behind the scenes.

#### Integrate



##### Integrate your spend data into a single source of truth

We extract your data from disparate legacy IT systems using our vendor-certified connectors for SAP, Oracle and others before aggregating it all into one view. You just choose how often you want to refresh your data.

#### Cleanse



##### Cleanse your spend data so it's complete and accurate

We use our machinelearning technologies to auto-detect and correct data. This means de-duplicating and normalizing supplier names and providing correct supplier addresses.

#### Enrich



##### Enrich your data to turn it into valuable insight

We connect your spend data with the largest library of enrichment sources available. These are all on tap so you have contextual information such as which suppliers present a financial risk, how a natural disaster may disrupt your supply chain and much more.

#### Analyse



##### Analyze your data using pre-existing dashboards and reports

We have provided for you. What's unique is that here, you have the ability to conduct advanced line-item categorization on-the-fly so you're in control of what and how you want to view your purchases. We can also create multiple taxonomies.

#### Visualise



##### Visualize your data

Including searching for and drilling down from dashboards into line-item information in just one-click. Discover and share insight with RAPid's reporting, export and collaboration tools.

### “““

Rosslyn Analytics has given the Weir Group a powerful cloud data platform that feeds our executives with the information they need to make better informed decisions that will benefit our business and suppliers.

#### Trevor Latham







Group Head of Procurement  
Weir Group Plc

## Business and Technology Value

RAPid Spend Analytics – Enterprise solves your spend visibility challenges in way that is faster, easier and more cost effective than any other spend analysis solution on the market. Many of our clients achieve a return on investment in just eight weeks because RAPid gives you access to do more with your data than ever before, in a single platform.

Business Value	Technology Value	Financial Value
<p><b>Complete data integration</b> Single source of the truth for data from your disparate legacy IT systems</p>	<p><b>Data consolidation</b> Aggregate disparate data sources from across existing IT landscape and systems</p>	<p><b>Cost savings</b> Significantly lower total cost of IT and data management by using a single platform for your analysis and reporting.</p>
<p><b>Data quality</b> Self-service tools enable users to cleanse and enrich data 24/7</p>	<p><b>Single source of tools</b> Users have access to tools to obtain, visualize and improve data quality on-demand</p>	<p><b>Time to analysis</b> Pre-built dashboards and reports allows users to visualize information immediately</p>
<p><b>Faster time to spend visibility</b> Connect spend data with external sources of contextual business information</p>	<p><b>Consolidate IT investments</b> Lower cost of technology by subscribing to a secure hosted environment including moving IT into the cloud</p>	<p><b>Data quality</b> Improve accuracy by automatically cleansing address data and classifying data on-the fly</p>
<p><b>Collaboration</b> Single platform with all data eliminates reporting silos across your organization</p>	<p><b>Agile analytics</b> Obtain new reporting capabilities by simply adding data to single platform – no more building, buying or integrating multiple reporting systems</p>	<p><b>Business apps</b> Single sign on to view and access library of apps such as spend analysis, contract management, duplicate payments, fraud watch</p>
<p><b>Fastest return on investment</b> Spend visibility in just 30 days including complete view of supply chain</p>	<p><b>Scalable performance</b> Re-allocate IT resources from back-office to front line customer service</p>	<p><b>Better information</b> Ready-to-use data for analysis shifts focus on obtaining data to analyzing information</p>

## Innovative Features:

 <p><b>RAPid Self-Service Address Cleansing App</b> Automatically cleanse address data</p>	 <p><b>RAPid Self-Service Data Classification Engine</b> Conduct advanced line-item categorization on the fly</p>	 <p><b>Data Enrichment Apps</b> Manual enrichment of supplier data, i.e. diversity and credit risk</p>	 <p><b>RAPid Contract Management</b> Easily connect your spend data to pre-built modules</p>	 <p><b>RAPid Report Builder</b> Create your own personalized analytical apps in minutes</p>	 <p><b>Pre-Built Reports</b> Use immediately without IT assistance</p>
---	--	---	---	--	---

**Learn More**  
To arrange a discovery call, contact us on +1 646 290 5246 or email us at [info@rosslynanalytics.com](mailto:info@rosslynanalytics.com)

## Rosslyn Analytics

Rosslyn Analytics (AIM: RDT), a London-headquartered global big data technology company, helps organizations create new business value from previously inaccessible data faster than traditional approaches to business intelligence.

For more information including a demo, visit [www.rosslynanalytics.com](http://www.rosslynanalytics.com) or @RosslynBI.

Our award-winning platform is used by a host of prestigious multinational names



## US Office

10 South Riverside Plaza  
Suite #875  
Chicago, IL  
60606  
T +1 312 474 7780

[info@rosslynanalytics.com](mailto:info@rosslynanalytics.com)  
[www.rosslynanalytics.com](http://www.rosslynanalytics.com)